



BLACK
MAGIC


ARE YOU
TOUGH
ENOUGH



FOR THIS
ADVENTURE?



GO YOUR OWN WAY. EVEN WHEN YOU'RE OFF THE BEATEN TRACK.



Optimal hold. And all that in grand style.

Mounted just the once, and never moves – with the right bracket. The scope of delivery for **HELLA Black Magic Light Bars** for offroad use includes side brackets for screw mounting. For light bars longer than 40 inches, HELLA recommends the secure four-point mounting system with additional brackets.

The accessory sets for "Slim Row" and for "Double Row" each consist of two brackets and two sets of screws – and can be quickly mounted. Simply insert them into the headlamp's guide rail, and tighten the screws securely! Switch on and then it's a case of hello light, goodbye boring routine!





BLACK BEAUTY. MAKES THE DARK BEAUTIFUL.

Everything appears in the right light, thanks to a sophisticated reflector design and a power LED.

Beauty that comes from within and radiates outwards: the **HELLA Black Magic Light Bars** are available in 18 different variants for off-road use. With up to 80 LEDs, an effective light output of up to 20,000 lumens is easily achieved. This leaves absolutely nothing in the dark – and the adventure can begin.

The light bars are available in many different lengths as "Slim" and as a "Double Row" – and for the first time both types are now also available as curved variants. All models are equipped with a temperature control system: it adjusts the light bars to the ambient temperature, protecting against overheating and also regulating the light output in cold ambient temperatures – ideal for off-road use, no matter on which continent you happen to be driving.

**Absolute freedom that you can feel – and see.
Off the road!**


No rules, no regulations: fix whatever you like on your vehicle! On the roof, on the roof bar, on the radiator grille or on the bumper, in pairs or singly – you decide what your vehicle needs for its next mission. You can be completely flexible in the choice of your light bars and their combination. And by the way: you'll be giving your pick-up or off-roader a really cool look: the all-black, heavy-duty design bestows upon your vehicle a unique character down to the very last detail – making it extravagant, robust and unconventional.

TOUGH ON EVERY KIND OF ROAD, AND EVEN WHEN YOU'RE OFF THE BEATEN TRACK.

**Heavy-duty design for the toughest demands.
Deals with absolutely everything.**

Bring on the dirt and grime, the **HELLA Black Magic Light Bars** are up for anything and everything. They boast the highest dust and water resistance class, they are totally robust and have a particularly long lifetime. And thanks to their fastening brackets, nothing will knock them out of place in a hurry. Ideal for use off the beaten track.





TOUGH. TOUUUUUGH. TOUUUUUUUUUUUUUGH.

Whether you use just one or several, Black Magic is the right choice for every situation.

The 18 different light bars for off-road use are available starting from a length of 20 inches. The choice is wide, the uses so diverse: because they can be combined with one another in any way – even with the ECE-approved variants.

So you only have limited space left on your pick-up or off-road vehicle? Not a problem! Just choose our 7-inch and 13-inch variants from the Road range.

**Whichever way you look at it, you'll see a wonderful black.
And that's beautiful!**

Power you can rely on. The light bars with the discreet HELLA branding are mounted upright or pendant – and are completely flexible. The mounting angles are freely adjustable and thus adaptable to any situation. The unmistakable black design down to the last screw combines good looks and excellent operation. So the only question that remains is this: **are you tough enough for the wild?**



**EXTREMELY TOUGH.
AND YET
TOTALLY FLEXIBLE.**



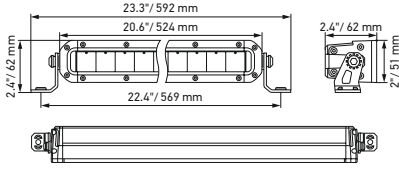
PERFECT CURVES. RADIANT APPEARANCE.

**Really sturdy. And really elegant.
All at the same time.**

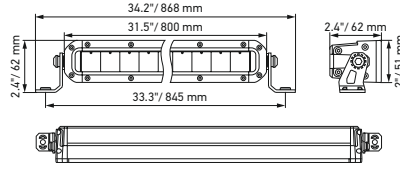
Every vehicle starts to glisten. Brand new in the HELLA range: our "curved" variants. They enable an even wider light diffusion without any stability being lost. And they look pretty cool, too. With their unique appearance, they give every vehicle the ultimate look – of extravagance and class at the same time.

IN TOP SHAPE. IN 18 VARIATIONS.

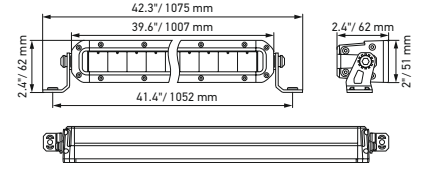
Black Magic 20" Slim Light Bar



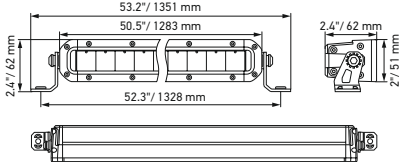
Black Magic 32" Slim Light Bar



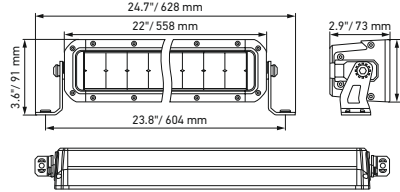
Black Magic 40" Slim Light Bar



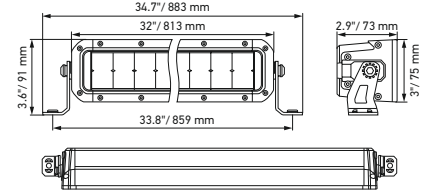
Black Magic 50" Slim Light Bar



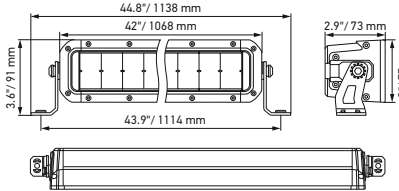
Black Magic 21.5" Double Row Light Bar



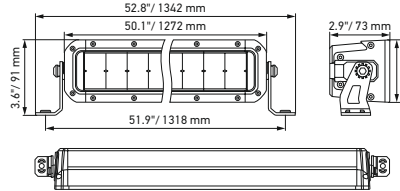
Black Magic 30" Double Row Light Bar



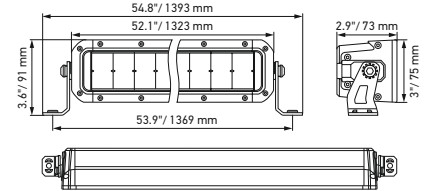
Black Magic 40" Double Row Light Bar



Black Magic 50" Double Row Light Bar

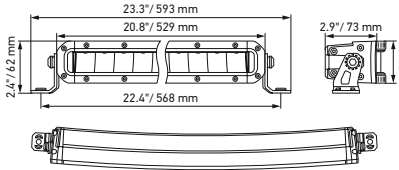


Black Magic 52" Double Row Light Bar

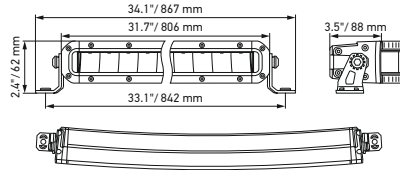


A

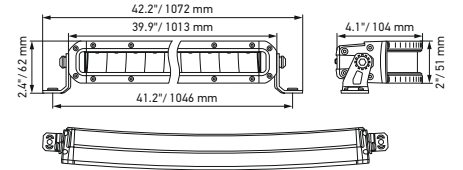
Black Magic 20" Slim Curved Light Bar



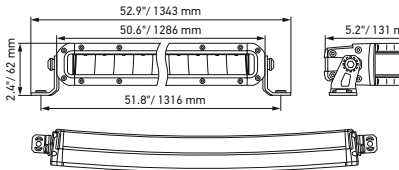
Black Magic 32" Slim Curved Light Bar



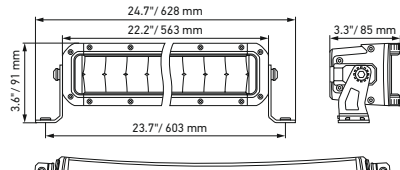
Black Magic 40" Slim Curved Light Bar



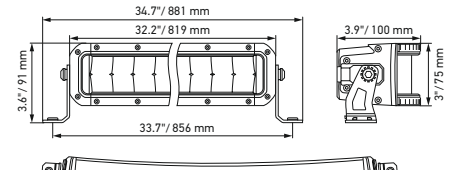
Black Magic 50" Slim Curved Light Bar



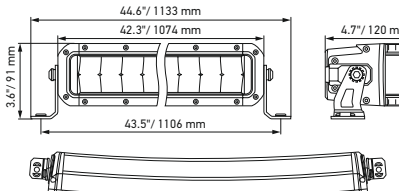
Black Magic 21.5" Double Row Curved Light Bar



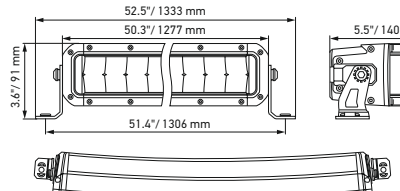
Black Magic 30" Double Row Curved Light Bar



Black Magic 40" Double Row Curved Light Bar


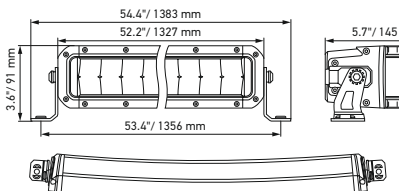


Black Magic 50" Double Row Curved Light Bar



B

Black Magic 52" Double Row Curved Light Bar



LIGHTS ON. GO GRAVEL TRACK. GO FOREST. GO MOUNTAIN. GO LAKE. GO FIELD PATH. GO GRASSLAND. GO ADVENTURE.

Crash through barriers, because anything is possible. No matter what the surface, no matter what kind of dirt track, with the 18 different light bars for off-road driving, you can equip your vehicle for any kind of demand. And at the same time you are spoilt for choice because the possible combinations are almost unlimited. The off-road light bars can also be combined with the ECE variants: choose the light bars you need – and every path will light up.

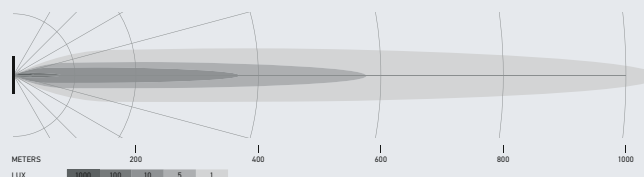
The right light for every road or path.
Even when there is no road or path there!



Black Magic 52" Double Row Light Bar

1GJ 358 197-441

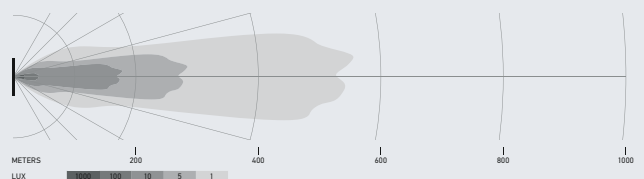
A



Black Magic 50" Double Row Curved Light Bar

1GJ 358 197-631

B



TECHNICAL DETAILS

Technical Data	
Rated voltage	Multi-voltage
Operating voltage	10–30 V
Light function	High beam or combi beam (curved)
Light source	LED
Colour temperature	5,700 kelvin
Material	Aluminium, black stainless steel bracket
Degree of protection	IP 68, IP 69K
EMC protection	ECE-R10
Mounting	Upright / pendant
Connection	2 m cable with open ends
Mounting type	Screw attachment
Application	For all manner of off-road vehicles including pick-ups, trucks, buggies, quads





















ACCESSORIES

(not included in delivery)

Product Image	Description	Part Number
	<p>The bracket set for rear mounting is recommended as a mounting accessory for additional support of the LED light bars in the following lengths: 40", 50" and 52".</p> <p>The set includes two brackets and two sets of screws. The brackets are inserted into the headlamp's guide rail and securely fastened in the required position using the screws.</p>	
	Bracket set for light bar variant "Slim Row"	8HG 358 176-371
	Bracket set for light bar variant "Double Row"	8HG 358 176-381

PROGRAM OVERVIEW

Product Image	Description	Part Number	PU*
Black Magic Slim Light Bar			
	20" Slim Lightbar, TSS	1GJ 358 197-301	1
	32" Slim Lightbar, TSS	1GJ 358 197-311	1
	40" Slim Lightbar, TSS	1GJ 358 197-321**	1
	50" Slim Lightbar, TSS	1GJ 358 197-331**	1
Black Magic Double Row Light Bar			
	21,5" Double Row Lightbar, TSD	1GJ 358 197-401	1
	30" Double Row Lightbar, TSD	1GJ 358 197-411	1
	40" Double Row Lightbar, TSD	1GJ 358 197-421**	1
	50" Double Row Lightbar, TSD	1GJ 358 197-431**	1
	52" Double Row Lightbar, TSD	1GJ 358 197-441**	1 A
Black Magic Slim Curved Light Bar			
	20" Slim Curved Lightbar, TCS	1GJ 358 197-501	1
	32" Slim Curved Lightbar, TCS	1GJ 358 197-511	1
	40" Slim Curved Lightbar, TCS	1GJ 358 197-521**	1
	50" Slim Curved Lightbar, TCS	1GJ 358 197-531**	1
Black Magic Double Row Curved Light Bar			
	21,5" Double Row Curved Lightbar, TCD	1GJ 358 197-601	1
	30" Double Row Curved Lightbar, TCD	1GJ 358 197-611	1
	40" Double Row Curved Lightbar, TCD	1GJ 358 197-621**	1
	50" Double Row Curved Lightbar, TCD	1GJ 358 197-631**	1 B
	52" Double Row Curved Lightbar, TCD	1GJ 358 197-641**	1

* Packaging unit

** For sturdy four-point mounting of the light bar from 40" upwards, we recommend the accessory bracket set found on page 10.

HELLA Limited

Unit 6 Appletree Industrial Estate
Chipping Warden
Banbury, Oxon
OX17 1LL
England, UK
Tel.: (01295) 662400
Fax: 0800 7832571
E-mail: hella.sales@hella.com
Website: www.hella.co.uk

© HELLA KGaA Hueck & Co., Lippstadt
J1895/11.22
Subject to technical and price modifications.